

KART LEGEND - MIRECOURT
Trié par meilleur tour

F20.000 MIRECOURT 1,250 km

ESSAIS CHRONOMETRES 30/07/2023 09:45

Qualifier (10:00 Temps) Démarré à 9:44:51

Pos.	N°	Nom complet	Meilleur tps	Dans tour	Diff.	Dernier tps	Catégorie	Comm	Model
1	32	MATTHIAS BORGES MARTIN	56.387	4		57.963	F100%		TRULLI JT3 2003
2	29	MATTEO NICOLLE	56.500	4	0.113	56.824	F100%		TRULLI JT2 2006
3	7	JULIEN JEHANNE	57.161	3	0.774	57.268	F20.000		TECNO
4	71	FRANCK DARBONVILLE	57.249	7	0.862	57.752	F20.000		KOSMIC T4 2002
5	31	THIBAUD BORGES MARTINS	57.254	5	0.867	57.494	F100%		KOSMIC T11
6	5	THIERRY JOURDA	57.673	4	1.286	58.246	F20.000		TECNO 2002
7	25	ALEXANDRE MATHELIN	58.610	8	2.223	58.610	F20.000	+10	ALPHA ELITE 1997
8	3	JEAN MISTRE	59.693	6	3.306	1:00.202	F20.000		BIREL R31Z 2001
9	96	LORENZO LUNEL	59.950	3	3.563	1:00.908	F20.000	+10	SODI TARGA 1997
10	77	LOUIS PURY	1:00.048	4	3.661	1:04.332	F20.000		PCR 1996
11	54	GABIN ADAM	1:00.110	3	3.723	1:00.256	F20.000		SWISS HUTLESS 1995
12	88	YANN DUPONT	1:00.556	7	4.169	1:04.090	F20.000		DINO 1998
13	52	STEPHANE CHAVAGNAT	1:00.594	3	4.207	1:01.374	F20.000	+10	SWISS HUTLESS 1995
14	6	DOMINIQUE LUNEL	1:01.420	3	5.033	1:02.826	F20.000	+10	SODI T3 1999
15	129	VINCENT VANDENBERGH	1:05.005	4	8.618	1:05.681	F20.000		TRULLI JT3 2002

KART LEGEND - MIRECOURT

F20.000

MIRECOURT 1,250 km

ESSAIS CHRONOMETRES

30/07/2023 09:45

Qualifier (10:00 Temps) Démarré à 9:44:51

Tour	Tps/tour	Diff.	Temps du jour
(32) MATTHIAS BORGES MARTIN			
1	1:08.636	+12.249	9:47:55.968
2	59.302	+2.915	9:48:55.270
3	56.601	+0.214	9:49:51.871
4	56.387		9:50:48.258
5	56.613	+0.226	9:51:44.871
6	57.963	+1.576	9:52:42.834

Tour	Tps/tour	Diff.	Temps du jour
(29) MATTEO NICOLLE			
1	1:05.460	+8.960	9:46:11.313
2	57.161	+0.661	9:47:08.474
3	56.637	+0.137	9:48:05.111
4	56.500		9:49:01.611
5	56.532	+0.032	9:49:58.143
6	56.824	+0.324	9:50:54.967

Tour	Tps/tour	Diff.	Temps du jour
(7) JULIEN JEHANNE			
1	1:03.668	+6.507	9:48:01.908
2	57.941	+0.780	9:48:59.849
3	57.161		9:49:57.010
4	57.352	+0.191	9:50:54.362
5	57.181	+0.020	9:51:51.543
6	1:02.639	+5.478	9:52:54.182
7	57.268	+0.107	9:53:51.450

Tour	Tps/tour	Diff.	Temps du jour
(71) FRANCK DARBONVILLE			
1	1:10.362	+13.113	9:46:15.228
2	59.209	+1.960	9:47:14.437
3	57.919	+0.670	9:48:12.356
4	57.444	+0.195	9:49:09.800
5	57.805	+0.556	9:50:07.605
6	57.434	+0.185	9:51:05.039
7	57.249		9:52:02.288
8	57.332	+0.083	9:52:59.620
9	57.752	+0.503	9:53:57.372

Tour	Tps/tour	Diff.	Temps du jour
(31) THIBAUD BORGES MARTINS			
1	1:01.782	+4.528	9:47:41.299
2	57.551	+0.297	9:48:38.850
3	1:09.654	+12.400	9:49:48.504
4	1:00.619	+3.365	9:50:49.123
5	57.254		9:51:46.377
6	57.494	+0.240	9:52:43.871

Tour	Tps/tour	Diff.	Temps du jour
(5) THIERRY JOURDA			
1	1:08.013	+10.340	9:46:11.731
2	58.218	+0.545	9:47:09.949
3	57.918	+0.245	9:48:07.867
4	57.673		9:49:05.540
5	57.689	+0.016	9:50:03.229
6	57.818	+0.145	9:51:01.047
7	58.039	+0.366	9:51:59.086
8	1:00.908	+3.235	9:52:59.994
9	58.216	+0.543	9:53:58.210
10	58.246	+0.573	9:54:56.456

Tour	Tps/tour	Diff.	Temps du jour
(25) ALEXANDRE MATHELIN			
1	1:08.785	+10.175	9:46:18.928
2	59.029	+0.419	9:47:17.957
3	1:03.435	+4.825	9:48:21.392
4	58.694	+0.084	9:49:20.086
5	1:12.840	+14.230	9:50:32.926
6	1:13.697	+15.087	9:51:46.623
7	1:08.904	+10.294	9:52:55.527
8	58.610		9:53:54.137

Tour	Tps/tour	Diff.	Temps du jour
(3) JEAN MISTRE			
1	1:11.437	+11.744	9:46:21.114
2	1:01.627	+1.934	9:47:22.741
3	1:00.043	+0.350	9:48:22.784
4	1:01.381	+1.688	9:49:24.165
5	1:01.995	+2.302	9:50:26.160
6	59.693		9:51:25.853
7	59.844	+0.151	9:52:25.697
8	1:00.202	+0.509	9:53:25.899

Tour	Tps/tour	Diff.	Temps du jour
(96) LORENZO LUNEL			
1	1:03.723	+3.773	9:47:38.032
2	1:00.284	+0.334	9:48:38.316
3	59.950		9:49:38.266
4	1:00.481	+0.531	9:50:38.747
5	1:00.908	+0.958	9:51:39.655

Tour	Tps/tour	Diff.	Temps du jour
(77) LOUIS PURY			
1	1:17.193	+17.145	9:46:22.304
2	1:03.637	+3.589	9:47:25.941
3	1:00.934	+0.886	9:48:26.875
4	1:00.048		9:49:26.923
5	1:03.032	+2.984	9:50:29.955
6	1:12.814	+12.766	9:51:42.769
7	1:04.332	+4.284	9:52:47.101

Tour	Tps/tour	Diff.	Temps du jour
(54) GABIN ADAM			
1	1:03.033	+2.923	9:46:31.211
2	1:00.649	+0.539	9:47:31.860
3	1:00.110		9:48:31.970
4	1:00.256	+0.146	9:49:32.226

Tour	Tps/tour	Diff.	Temps du jour
(88) YANN DUPONT			
1	1:07.984	+7.428	9:46:48.676
2	1:02.571	+2.015	9:47:51.247
3	1:01.453	+0.897	9:48:52.700
4	1:01.290	+0.734	9:49:53.990
5	1:02.053	+1.497	9:50:56.043
6	1:00.972	+0.416	9:51:57.015
7	1:00.556		9:52:57.571
8	1:00.913	+0.357	9:53:58.484
9	1:04.090	+3.534	9:55:02.574

Tour	Tps/tour	Diff.	Temps du jour
(52) STEPHANE CHAVAGNAT			
1	1:06.837	+6.243	9:46:16.137
2	1:01.378	+0.784	9:47:17.515
3	1:00.594		9:48:18.109
4	1:01.162	+0.568	9:49:19.271
5	1:01.870	+1.276	9:50:21.141
6	1:00.961	+0.367	9:51:22.102
7	1:01.436	+0.842	9:52:23.538
8	1:02.169	+1.575	9:53:25.707
9	1:01.374	+0.780	9:54:27.081

Tour	Tps/tour	Diff.	Temps du jour
(6) DOMINIQUE LUNEL			
1	1:07.146	+5.726	9:47:33.123
2	1:02.533	+1.113	9:48:35.656
3	1:01.420		9:49:37.076
4	1:02.493	+1.073	9:50:39.569
5	1:01.422	+0.002	9:51:40.991
6	1:02.826	+1.406	9:52:43.817

Tour	Tps/tour	Diff.	Temps du jour
(129) VINCENT VANDENBERGH			
1	1:20.453	+15.448	9:50:29.278
2	1:08.237	+3.232	9:51:37.515

SOUS RESERVE DE CONTROLE TECHNIQUE ET/OU FAITS SPORTIFS

Orbits

Directeur de course: JL CAMUS - Président collègue: JC BAUE

Organisateur: ASK MIRECOURT - Chrono: M COSTANZO

LIVETIMING : SPEEDHIVE APP et/ou livetiming.speddhive.com/ciao.sa@orange.fr

Imprimé : 31/07/2023 08:24:12



www.mylaps.com


Licence pour: CIAO

KART LEGEND - MIRECOURT
Tableau de tour

F20.000 MIRECOURT 1,250 km

ESSAIS CHRONOMETRES 30/07/2023 09:45

Qualifier (10:00 Temps) Démarré à 9:44:51



Pilotes	Tours											
	0	1	2	3	4	5	6	7	8	9	10	
THIERRY JOURDA (5)	1	5	29	29	29	29	29	29	5	71	71	5
FRANCK DARBONVILLE (71)	2	71	5	5	5	5	5	5	71	5	5	
LOUIS PURY (77)	3	77	71	71	71	71	71	52	52	52		
MATTEO NICOLLE (29)	4	29	52	52	52	52	52	3	3	88		
STEPHANE CHAVAGNAT (52)	5	52	25	25	25	3	3	77	25			
JEAN MISTRE (3)	6	3	3	3	3	3	77	77	25	88		
ALEXANDRE MATHELIN (25)	7	25	77	77	77	25	25	88				
GABIN ADAM (54)	8	54	54	54	54	88	88	7				
YANN DUPONT (88)	9	88	88	88	88	96	32					
DOMINIQUE LUNEL (6)	10	6	6	6	6	96	6	6				
LORENZO LUNEL (96)	11	96	96	96	96	6	32	31				
THIBAUD BORGES MARTINS (31)	12	31	31	31	31	32	31	7				
MATTHIAS BORGES MARTIN (32)	13	32	32	32	32	31	7					
JULIEN JEHANNE (7)	14	7	7	7	7	7	129					
VINCENT VANDENBERGH (129)	15	129	129	129	129	129						

 SOUS RESERVE DE CONTROLE TECHNIQUE ET/OU FAITS SPORTIFS Orbits

 Directeur de course: JL CAMUS - Président collègue: JC BAUE
 Organisateur: ASK MIRECOURT - Chrono: M COSTANZO
 LIVETIMING : SPEEDHIVE APP et/ou livetiming.speddhive.com/ciao.sa@orange.fr
 Imprimé : 31/07/2023 08:24:21

 www.mylaps.com
 Licence pour: CIAO

KART LEGEND - MIRECOURT

F20.000

MIRECOURT 1,250 km

MANCHE QUALIFICATIVE

30/07/2023 11:45

Course (10 Tours) Démarré à 11:51:56

8	1:05.005 129 VINCENT VANDENBERGH 15	
7	1:00.594 52 STEPHANE CHAVAGNAT 13	1:01.420 6 DOMINIQUE LUNEL 14
6	1:00.110 54 GABIN ADAM 11	1:00.556 88 YANN DUPONT 12
5	59.950 96 LORENZO LUNEL 9	1:00.048 77 LOUIS PURY 10
4	58.610 25 ALEXANDRE MATHELIN 7	59.693 3 JEAN MISTRE 8
3	57.254 31 THIBAUD BORGES MARTINS 5	57.673 5 THIERRY JOURDA 6
2	57.161 7 JULIEN JEHANNE 3	57.249 71 FRANCK DARBONVILLE 4
1	56.387 32 MATTHIAS BORGES MARTIN 1	56.500 29 MATTEO NICOLLE 2

POLE POSITION

SOUS RESERVE DE CONTROLE TECHNIQUE ET/OU FAITS SPORTIFS

Orbits

Directeur de course: JL CAMUS - Président collègue: JC BAUE

Organisateur: ASK MIRECOURT - Chrono: M COSTANZO

LIVETIMING : SPEEDHIVE APP et/ou livetiming.speddhive.com/ciao.sa@orange.fr

Imprimé : 31/07/2023 08:25:05



www.mylaps.com

Licence pour: CIAO

KART LEGEND - MIRECOURT
Trié par tour

F20.000 MIRECOURT 1,250 km

MANCHE QUALIFICATIVE 30/07/2023 11:45

Course (10 Tours) Démarré à 11:51:56

Pos.	N°	Nom complet	Tours	Diff.	Dernier tps	Meilleur tps	Dans tour	Catégorie	Commentaire
1	32	MATTHIAS BORGES MARTIN	10		57.902	56.946	3	F100%	
2	7	JULIEN JEHANNE	10	4.421	58.159	57.337	3	F20.000	
3	31	THIBAUD BORGES MARTINS	10	4.961	57.563	57.217	5	F100%	
4	71	FRANCK DARBONVILLE	10	8.525	57.936	57.375	6	F20.000	
5	5	THIERRY JOURDA	10	21.946	1:01.242	57.948	2	F20.000	
6	25	ALEXANDRE MATHELIN	10	29.541	1:01.693	58.455	3	F20.000	+10
7	3	JEAN MISTRE	10	33.595	1:00.001	59.055	5	F20.000	
8	96	LORENZO LUNEL	10	37.230	1:01.355	1:00.054	4	F20.000	+10
9	77	LOUIS PURY	10	37.564	1:00.988	1:00.088	4	F20.000	
10	52	STEPHANE CHAVAGNAT	10	51.460	1:03.082	1:00.360	3	F20.000	+10
11	6	DOMINIQUE LUNEL	9	1 Tour	1:31.121	1:01.247	5	F20.000	+10
12	129	VINCENT VANDENBERGH	9	1 Tour	1:08.748	1:04.364	2	F20.000	
13	54	GABIN ADAM	6	4 Tours	59.310	58.486	2	F20.000	
14	88	YANN DUPONT	5	5 Tours	59.670	59.670	5	F20.000	
15	29	MATTEO NICOLLE	3	7 Tours	58.436	56.935	2	F100%	

Marge de victoire	Vit. moy.	Meilleur tps/tour	Meilleure vit.	Meilleur tour
4.421	78,429	56.935	79,037	29 - MATTEO NICOLLE

SOUS RESERVE DE CONTROLE TECHNIQUE ET/OU FAITS SPORTIFS

Orbits

Directeur de course: JL CAMUS - Président collègue: JC BAUE

Organisateur: ASK MIRECOURT - Chrono: M COSTANZO

LIVETIMING : SPEEDHIVE APP et/ou livetiming.speedhive.com/ciao.sa@orange.fr

Imprimé : 31/07/2023 08:25:19


www.mylaps.com

Licence pour: CIAO

KART LEGEND - MIRECOURT

F20.000

MIRECOURT 1,250 km

MANCHE QUALIFICATIVE

30/07/2023 11:45

Course (10 Tours) Démarré à 11:51:56

Tour	Tps/tour	Diff.	Temps du jour
(32) MATTHIAS BORGES MARTIN			
1	57.476	+0.530	11:52:54.848
2	57.100	+0.154	11:53:51.948
3	56.946		11:54:48.894
4	57.074	+0.128	11:55:45.968
5	57.199	+0.253	11:56:43.167
6	57.106	+0.160	11:57:40.273
7	57.184	+0.238	11:58:37.457
8	57.105	+0.159	11:59:34.562
9	57.349	+0.403	12:00:31.911
10	57.902	+0.956	12:01:29.813

Tour	Tps/tour	Diff.	Temps du jour
(7) JULIEN JEHANNE			
1	58.418	+1.081	11:52:56.008
2	57.439	+0.102	11:53:53.447
3	57.337		11:54:50.784
4	57.624	+0.287	11:55:48.408
5	57.433	+0.096	11:56:45.841
6	57.472	+0.135	11:57:43.313
7	57.404	+0.067	11:58:40.717
8	57.860	+0.523	11:59:38.577
9	57.498	+0.161	12:00:36.075
10	58.159	+0.822	12:01:34.234

Tour	Tps/tour	Diff.	Temps du jour
(31) THIBAUD BORGES MARTINS			
1	59.309	+2.092	11:52:56.974
2	57.452	+0.235	11:53:54.426
3	57.494	+0.277	11:54:51.920
4	57.758	+0.541	11:55:49.678
5	57.217		11:56:46.895
6	57.573	+0.356	11:57:44.468
7	57.377	+0.160	11:58:41.845
8	58.108	+0.891	11:59:39.953
9	57.258	+0.041	12:00:37.211
10	57.563	+0.346	12:01:34.774

Tour	Tps/tour	Diff.	Temps du jour
(71) FRANCK DARBONVILLE			
1	1:00.090	+2.715	11:52:57.776
2	57.748	+0.373	11:53:55.524
3	58.561	+1.186	11:54:54.085
4	57.655	+0.280	11:55:51.740
5	57.392	+0.017	11:56:49.132
6	57.375		11:57:46.507
7	57.403	+0.028	11:58:43.910
8	58.942	+1.567	11:59:42.852
9	57.550	+0.175	12:00:40.402
10	57.936	+0.561	12:01:38.338

Tour	Tps/tour	Diff.	Temps du jour
(5) THIERRY JOURDA			
1	59.658	+1.710	11:52:57.449
2	57.948		11:53:55.397
3	58.594	+0.646	11:54:53.991
4	58.550	+0.602	11:55:52.541
5	58.381	+0.433	11:56:50.922
6	59.077	+1.129	11:57:49.999
7	59.832	+1.884	11:58:49.831
8	1:00.277	+2.329	11:59:50.108
9	1:00.409	+2.461	12:00:50.517
10	1:01.242	+3.294	12:01:51.759

Tour	Tps/tour	Diff.	Temps du jour
(25) ALEXANDRE MATHELIN			
1	1:00.593	+2.138	11:52:58.481
2	58.821	+0.366	11:53:57.302
3	58.455		11:54:55.757
4	58.999	+0.544	11:55:54.756

Tour	Tps/tour	Diff.	Temps du jour
5	58.701	+0.246	11:56:53.457
6	58.751	+0.296	11:57:52.208
7	1:00.592	+2.137	11:58:52.800
8	1:02.660	+4.205	11:59:55.460
9	1:02.201	+3.746	12:00:57.661
10	1:01.693	+3.238	12:01:59.354

Tour	Tps/tour	Diff.	Temps du jour
(3) JEAN MISTRE			
1	1:05.273	+6.218	11:53:03.288
2	1:00.912	+1.857	11:54:04.200
3	59.785	+0.730	11:55:03.985
4	1:01.058	+2.003	11:56:05.043
5	59.055		11:57:04.098
6	59.924	+0.869	11:58:04.022
7	1:00.187	+1.132	11:59:04.209
8	59.797	+0.742	12:00:04.006
9	59.401	+0.346	12:01:03.407
10	1:00.001	+0.946	12:02:03.408

Tour	Tps/tour	Diff.	Temps du jour
(96) LORENZO LUNEL			
1	1:01.966	+1.912	11:53:00.357
2	1:00.105	+0.051	11:54:00.462
3	1:00.709	+0.655	11:55:01.171
4	1:00.054		11:56:01.225
5	1:00.647	+0.593	11:57:01.872
6	1:00.920	+0.866	11:58:02.792
7	1:01.166	+1.112	11:59:03.958
8	1:01.070	+1.016	12:00:05.028
9	1:00.660	+0.606	12:01:05.688
10	1:01.355	+1.301	12:02:07.043

Tour	Tps/tour	Diff.	Temps du jour
(77) LOUIS PURY			
1	1:02.551	+2.463	11:53:01.005
2	1:00.523	+0.435	11:54:01.528
3	1:00.366	+0.278	11:55:01.894
4	1:00.088		11:56:01.982
5	1:00.251	+0.163	11:57:02.233
6	1:00.896	+0.808	11:58:03.129
7	1:01.033	+0.945	11:59:04.162
8	1:01.101	+1.013	12:00:05.263
9	1:01.126	+1.038	12:01:06.389
10	1:00.988	+0.900	12:02:07.377

Tour	Tps/tour	Diff.	Temps du jour
(52) STEPHANE CHAVAGNAT			
1	1:03.795	+3.435	11:53:02.642
2	1:00.569	+0.209	11:54:03.211
3	1:00.360		11:55:03.571
4	1:03.709	+3.349	11:56:07.280
5	1:03.296	+2.936	11:57:10.576
6	1:01.931	+1.571	11:58:12.507
7	1:02.548	+2.188	11:59:15.055
8	1:01.776	+1.416	12:00:16.831
9	1:01.360	+1.000	12:01:18.191
10	1:03.082	+2.722	12:02:21.273

Tour	Tps/tour	Diff.	Temps du jour
(6) DOMINIQUE LUNEL			
1	1:05.232	+3.985	11:53:04.557
2	1:02.274	+1.027	11:54:06.831
3	1:01.800	+0.553	11:55:08.631
4	1:01.636	+0.389	11:56:10.267
5	1:01.247		11:57:11.514
6	1:01.673	+0.426	11:58:13.187
7	1:02.519	+1.272	11:59:15.706
8	1:11.978	+10.731	12:00:27.684
9	1:31.121	+29.874	12:01:58.805

Tour	Tps/tour	Diff.	Temps du jour
(129) VINCENT VANDENBERGH			
1	1:05.456	+1.092	11:53:05.215
2	1:04.364		11:54:09.579
3	1:04.933	+0.569	11:55:14.512
4	1:06.507	+2.143	11:56:21.019
5	1:07.078	+2.714	11:57:28.097
6	1:10.441	+6.077	11:58:38.538
7	1:07.078	+2.714	11:59:45.616
8	1:07.911	+3.547	12:00:53.527
9	1:08.748	+4.384	12:02:02.275

Tour	Tps/tour	Diff.	Temps du jour
(54) GABIN ADAM			
1	1:00.709	+2.223	11:52:59.213
2	58.486		11:53:57.699
3	58.748	+0.262	11:54:56.447
4	59.002	+0.516	11:55:55.449
5	58.807	+0.321	11:56:54.256
6	59.310	+0.824	11:57:53.566

Tour	Tps/tour	Diff.	Temps du jour
(88) YANN DUPONT			
1	1:04.235	+4.565	11:53:02.973
2	1:02.281	+2.611	11:54:05.254
3	1:00.624	+0.954	11:55:05.878
4	1:00.181	+0.511	11:56:06.059
5	59.670		11:57:05.729

Tour	Tps/tour	Diff.	Temps du jour
(29) MATTEO NICOLLE			
1	57.758	+0.823	11:52:55.244
2	56.935		11:53:52.179
3	58.436	+1.501	11:54:50.615

KART LEGEND - MIRECOURT
Tableau de tour

F20.000 MIRECOURT 1,250 km
 MANCHE QUALIFICATIVE 30/07/2023 11:45
 Course (10 Tours) Démarré à 11:51:56

Pilotes	Tours										
	0	1	2	3	4	5	6	7	8	9	10
MATTHIAS BORGES MARTIN (32)	1	32	32	32	32	32	32	32	32	32	32
MATTEO NICOLLE (29)	2	29	29	29	29	7	7	7	7	7	7
JULIEN JEHANNE (7)	3	7	7	7	7	31	31	31	31	31	31
THIBAUD BORGES MARTINS (31)	4	31	31	31	31	71	71	71	71	71	71
FRANCK DARBONVILLE (71)	5	71	5	5	5	5	5	5	5	5	5
THIERRY JOURDA (5)	6	5	71	71	71	25	25	25	25	25	25
ALEXANDRE MATHELIN (25)	7	25	25	25	25	54	54	54	96	3	3
JEAN MISTRE (3)	8	3	54	54	54	96	96	96	77	96	96
LORENZO LUNEL (96)	9	96	96	96	96	77	77	77	3	77	77
LOUIS PURY (77)	10	77	77	77	77	3	3	3	52	52	52
GABIN ADAM (54)	11	54	52	52	52	88	88	52	6	6	6
YANN DUPONT (88)	12	88	88	3	3	52	52	6	129	129	129
STEPHANE CHAVAGNAT (52)	13	52	3	88	88	6	6	129			
DOMINIQUE LUNEL (6)	14	6	6	6	6	129	129				
VINCENT VANDENBERGH (129)	15	129	129	129	129						

KART LEGEND - MIRECOURT

F20.000 MIRECOURT 1,250 km

PREFINALE 30/07/2023 13:40

Course (12 Tours) Démarré à 13:48:17

8 29 MATTEO NICOLLE
157 54 GABIN ADAM
136 6 DOMINIQUE LUNEL
115 77 LOUIS PURY
94 3 JEAN MISTRE
73 5 THIERRY JOURDA
52 31 THIBAUD BORGES MARTINS
31 32 MATTHIAS BORGES MARTIN
1

POLE POSITION

88 YANN DUPONT
14129 VINCENT VANDENBERGH
1252 STEPHANE CHAVAGNAT
1096 LORENZO LUNEL
825 ALEXANDRE MATHELIN
671 FRANCK DARBONVILLE
47 JULIEN JEHANNE
2

KART LEGEND - MIRECOURT
Trié par tour

F20.000 MIRECOURT 1,250 km

PREFINALE 30/07/2023 13:40

Course (12 Tours) Démarré à 13:48:17

Pos.	N°	Nom complet	Tours	Diff.	Dernier tps	Meilleur tps	Dans tour	Catégorie	Commentaire
1	32	MATTHIAS BORGES MARTIN	12		57.459	56.981	5	F100%	
2	7	JULIEN JEHANNE	12	6.340	58.511	57.452	4	F20.000	
3	71	FRANCK DARBONVILLE	12	7.556	58.763	57.398	6	F20.000	
4	31	THIBAUD BORGES MARTINS	12	8.034	58.263	57.547	5	F100%	
5	54	GABIN ADAM	12	31.240	59.820	59.115	9	F20.000	
6	3	JEAN MISTRE	12	33.061	1:00.324	59.171	9	F20.000	
7	5	THIERRY JOURDA	12	40.714	1:00.835	1:00.108	6	F20.000	
8	96	LORENZO LUNEL	12	41.227	1:00.884	59.809	6	F20.000	+10
9	77	LOUIS PURY	12	43.424	1:01.579	1:00.208	6	F20.000	
10	52	STEPHANE CHAVAGNAT	12	45.256	1:02.112	1:00.234	5	F20.000	+10
11	6	DOMINIQUE LUNEL	12	54.005	1:01.982	1:00.947	4	F20.000	+10
12	88	YANN DUPONT	12	54.025	1:01.224	1:01.109	10	F20.000	
13	25	ALEXANDRE MATHELIN	11	1 Tour	59.114	58.923	3	F20.000	+10
14	129	VINCENT VANDENBERGH	10	2 Tours	1:12.804	1:05.164	2	F20.000	
15	29	MATTEO NICOLLE					0	F100%	

Marge de victoire	Vit. moy.	Meilleur tps/tour	Meilleure vit.	Meilleur tour
6.340	78,403	56.981	78,974	32 - MATTHIAS BORGES MARTIN

SOUS RESERVE DE CONTROLE TECHNIQUE ET/OU FAITS SPORTIFS

Orbits

Directeur de course: JL CAMUS - Président collègue: JC BAUE

Organisateur: ASK MIRECOURT - Chrono: M COSTANZO

LIVETIMING : SPEEDHIVE APP et/ou livetiming.speedhive.com/ciao.sa@orange.fr

Imprimé : 31/07/2023 08:26:05


www.mylaps.com

Licence pour: CIAO

KART LEGEND - MIRECOURT

F20.000

MIRECOURT 1,250 km

PREFINALE

30/07/2023 13:40

Course (12 Tours) Démarré à 13:48:17

Tour	Tps/tour	Diff.	Temps du jour
(32) MATTHIAS BORGES MARTIN			
1	57.849	+0.868	13:49:16.980
2	57.247	+0.266	13:50:14.227
3	57.153	+0.172	13:51:11.380
4	57.023	+0.042	13:52:08.403
5	56.981		13:53:05.384
6	57.055	+0.074	13:54:02.439
7	57.354	+0.373	13:54:59.793
8	57.291	+0.310	13:55:57.084
9	57.234	+0.253	13:56:54.318
10	57.217	+0.236	13:57:51.535
11	57.505	+0.524	13:58:49.040
12	57.459	+0.478	13:59:46.499

Tour	Tps/tour	Diff.	Temps du jour
(7) JULIEN JEHANNE			
1	58.475	+1.023	13:49:17.677
2	57.665	+0.213	13:50:15.342
3	57.613	+0.161	13:51:12.955
4	57.452		13:52:10.407
5	57.690	+0.238	13:53:08.097
6	57.572	+0.120	13:54:05.669
7	57.976	+0.524	13:55:03.645
8	57.694	+0.242	13:56:01.339
9	57.629	+0.177	13:56:58.968
10	57.640	+0.188	13:57:56.608
11	57.720	+0.268	13:58:54.328
12	58.511	+1.059	13:59:52.839

Tour	Tps/tour	Diff.	Temps du jour
(71) FRANCK DARBONVILLE			
1	59.300	+1.902	13:49:18.639
2	57.778	+0.380	13:50:16.417
3	57.557	+0.159	13:51:13.974
4	57.606	+0.208	13:52:11.580
5	57.641	+0.243	13:53:09.221
6	57.398		13:54:06.619
7	57.867	+0.469	13:55:04.486
8	57.614	+0.216	13:56:02.100
9	57.808	+0.410	13:56:59.908
10	57.612	+0.214	13:57:57.520
11	57.772	+0.374	13:58:55.292
12	58.763	+1.365	13:59:54.055

Tour	Tps/tour	Diff.	Temps du jour
(31) THIBAUD BORGES MARTINS			
1	58.570	+1.023	13:49:17.881
2	57.678	+0.131	13:50:15.559
3	57.578	+0.031	13:51:13.137
4	57.598	+0.051	13:52:10.735
5	57.547		13:53:08.282
6	57.607	+0.060	13:54:05.889
7	58.076	+0.529	13:55:03.965
8	58.114	+0.567	13:56:02.079
9	58.485	+0.938	13:57:00.564
10	57.794	+0.247	13:57:58.358
11	57.912	+0.365	13:58:56.270
12	58.263	+0.716	13:59:54.533

Tour	Tps/tour	Diff.	Temps du jour
(54) GABIN ADAM			
1	1:02.196	+3.081	13:49:22.828
2	59.629	+0.514	13:50:22.457
3	1:00.404	+1.289	13:51:22.861
4	59.533	+0.418	13:52:22.394
5	1:00.020	+0.905	13:53:22.414
6	59.132	+0.017	13:54:21.546
7	59.186	+0.071	13:55:20.732
8	59.528	+0.413	13:56:20.260

Tour	Tps/tour	Diff.	Temps du jour
9	59.115		13:57:19.375
10	59.250	+0.135	13:58:18.625
11	59.294	+0.179	13:59:17.919
12	59.820	+0.705	14:00:17.739

Tour	Tps/tour	Diff.	Temps du jour
(3) JEAN MISTRE			
1	1:01.685	+2.514	13:49:21.252
2	59.950	+0.779	13:50:21.202
3	1:00.864	+1.693	13:51:22.066
4	59.650	+0.479	13:52:21.716
5	59.279	+0.108	13:53:20.995
6	59.649	+0.478	13:54:20.644
7	1:00.202	+1.031	13:55:20.846
8	1:00.019	+0.848	13:56:20.865
9	59.171		13:57:20.036
10	59.603	+0.432	13:58:19.639
11	59.597	+0.426	13:59:19.236
12	1:00.324	+1.153	14:00:19.560

Tour	Tps/tour	Diff.	Temps du jour
(5) THIERRY JOURDA			
1	1:01.183	+1.075	13:49:20.587
2	1:00.397	+0.289	13:50:20.984
3	1:00.824	+0.716	13:51:21.808
4	1:00.224	+0.116	13:52:22.032
5	1:00.667	+0.559	13:53:22.699
6	1:00.108		13:54:22.807
7	1:01.242	+1.134	13:55:24.049
8	1:01.498	+1.390	13:56:25.547
9	1:00.113	+0.005	13:57:25.660
10	1:00.241	+0.133	13:58:25.901
11	1:00.477	+0.369	13:59:26.378
12	1:00.835	+0.727	14:00:27.213

Tour	Tps/tour	Diff.	Temps du jour
(96) LORENZO LUNEL			
1	1:01.866	+2.057	13:49:21.796
2	1:00.200	+0.391	13:50:21.996
3	1:00.689	+0.880	13:51:22.685
4	1:00.448	+0.639	13:52:23.133
5	1:00.297	+0.488	13:53:23.430
6	59.809		13:54:23.239
7	1:00.783	+0.974	13:55:24.022
8	1:01.915	+2.106	13:56:25.937
9	1:00.424	+0.615	13:57:26.361
10	1:00.204	+0.395	13:58:26.565
11	1:00.277	+0.468	13:59:26.842
12	1:00.884	+1.075	14:00:27.726

Tour	Tps/tour	Diff.	Temps du jour
(77) LOUIS PURY			
1	1:02.257	+2.049	13:49:22.338
2	1:00.762	+0.554	13:50:23.100
3	1:00.662	+0.454	13:51:23.762
4	1:00.450	+0.242	13:52:24.212
5	1:00.458	+0.250	13:53:24.670
6	1:00.208		13:54:24.878
7	1:00.870	+0.662	13:55:25.748
8	1:00.679	+0.471	13:56:26.427
9	1:01.068	+0.860	13:57:27.495
10	1:00.346	+0.138	13:58:27.841
11	1:00.503	+0.295	13:59:28.344
12	1:01.579	+1.371	14:00:29.923

Tour	Tps/tour	Diff.	Temps du jour
(52) STEPHANE CHAVAGNAT			
1	1:02.822	+2.588	13:49:23.149
2	1:00.519	+0.285	13:50:23.668
3	1:00.824	+0.590	13:51:24.492
4	1:00.424	+0.190	13:52:24.916

Tour	Tps/tour	Diff.	Temps du jour
5	1:00.234		13:53:25.150
6	1:00.272	+0.038	13:54:25.422
7	1:00.846	+0.612	13:55:26.268
8	1:00.976	+0.742	13:56:27.244
9	1:01.120	+0.886	13:57:28.364
10	1:00.672	+0.438	13:58:29.036
11	1:00.607	+0.373	13:59:29.643
12	1:02.112	+1.878	14:00:31.755

Tour	Tps/tour	Diff.	Temps du jour
(6) DOMINIQUE LUNEL			
1	1:03.221	+2.274	13:49:23.656
2	1:01.368	+0.421	13:50:25.024
3	1:01.224	+0.277	13:51:26.248
4	1:00.947		13:52:27.195
5	1:01.161	+0.214	13:53:28.356
6	1:01.263	+0.316	13:54:29.619
7	1:01.344	+0.397	13:55:30.963
8	1:01.734	+0.787	13:56:32.697
9	1:02.310	+1.363	13:57:35.007
10	1:01.535	+0.588	13:58:36.542
11	1:01.980	+1.033	13:59:38.522
12	1:01.982	+1.035	14:00:40.504

Tour	Tps/tour	Diff.	Temps du jour
(88) YANN DUPONT			
1	1:03.814	+2.705	13:49:24.462
2	1:01.570	+0.461	13:50:26.032
3	1:01.281	+0.172	13:51:27.313
4	1:01.725	+0.616	13:52:29.038
5	1:01.207	+0.098	13:53:30.245
6	1:01.534	+0.425	13:54:31.779
7	1:01.476	+0.367	13:55:33.255
8	1:01.442	+0.333	13:56:34.697
9	1:02.211	+1.102	13:57:36.908
10	1:01.109		13:58:38.017
11	1:01.283	+0.174	13:59:39.300
12	1:01.224	+0.115	14:00:40.524

Tour	Tps/tour	Diff.	Temps du jour
(25) ALEXANDRE MATHELIN			
1	1:01.352	+2.429	13:49:20.865
2	1:00.052	+1.129	13:50:20.917
3	58.923		13:51:19.840
4	59.246	+0.323	13:52:19.086
5	59.180	+0.257	13:53:18.266
6	59.017	+0.094	13:54:17.283
7	1:00.005	+1.082	13:55:17.288
8	1:00.618	+1.695	13:56:17.906
9	59.594	+0.671	13:57:17.500
10	59.075	+0.152	13:58:16.575
11	59.114	+0.191	13:59:15.689


Tour	Tps/tour	Diff.	Temps du jour
(129) VINCENT VANDENBERGH			
1	1:05.742	+0.578	13:49:26.674
2	1:05.164		13:50:31.838
3	1:09.777	+4.613	13:51:41.615
4	1:08.664	+3.500	13:52:50.279
5	1:09.795	+4.631	13:54:00.074
6	1:12.525	+7.361	13:55:12.599
7	1:12.721	+7.557	13:56:25.320
8	1:12.444	+7.280	13:57:37.764
9	1:11.349	+6.185	13:58:49.113
10	1:12.804	+7.640	14:00:01.917

KART LEGEND - MIRECOURT
Tableau de tour

F20.000 MIRECOURT 1,250 km

PREFINALE 30/07/2023 13:40

Course (12 Tours) Démarré à 13:48:17



Pilotes	Tours													
	0	1	2	3	4	5	6	7	8	9	10	11	12	
MATTHIAS BORGES MARTIN (32)	1	32	32	32	32	32	32	32	32	32	32	32	32	32
JULIEN JEHANNE (7)	2	7	7	7	7	7	7	7	7	7	7	7	7	7
THIBAUD BORGES MARTINS (31)	3	31	31	31	31	31	31	31	31	71	71	71	71	71
FRANCK DARBONVILLE (71)	4	71	71	71	71	71	71	71	71	31	31	31	31	31
THIERRY JOURDA (5)	5	5	5	25	25	25	25	25	25	25	25	25	25	54
ALEXANDRE MATHELIN (25)	6	25	25	5	5	3	3	3	54	54	54	54	54	3
JEAN MISTRE (3)	7	3	3	3	3	5	54	54	3	3	3	3	3	5
LORENZO LUNEL (96)	8	96	96	96	96	54	5	5	96	5	5	5	5	96
LOUIS PURY (77)	9	77	77	54	54	96	96	96	5	96	96	96	96	77
STEPHANE CHAVAGNAT (52)	10	52	54	77	77	77	77	77	77	77	77	77	77	52
DOMINIQUE LUNEL (6)	11	6	52	52	52	52	52	52	52	52	52	52	52	6
GABIN ADAM (54)	12	54	6	6	6	6	6	6	6	6	6	6	6	88
YANN DUPONT (88)	13	88	88	88	88	88	88	88	88	88	88	88	88	88
VINCENT VANDENBERGH (129)	14	129	129	129	129	129	129	129	129	129	129	129	129	129
-	15													

KART LEGEND - MIRECOURT

F20.000

MIRECOURT 1,250 km


FINALE

30/07/2023 15:20

Course (15 Tours) Démarré à 15:22:58

8	29 MATTEO NICOLLE 15	
7	25 ALEXANDRE MATHELIN 13	129 VINCENT VANDENBERGH 14
6	6 DOMINIQUE LUNEL 11	88 YANN DUPONT 12
5	77 LOUIS PURY 9	52 STEPHANE CHAVAGNAT 10
4	5 THIERRY JOURDA 7	96 LORENZO LUNEL 8
3	54 GABIN ADAM 5	3 JEAN MISTRE 6
2	71 FRANCK DARBONVILLE 3	31 THIBAUD BORGES MARTINS 4
1	32 MATTHIAS BORGES MARTIN 1	7 JULIEN JEHANNE 2

POLE POSITION



SOUS RESERVE DE CONTROLE TECHNIQUE ET/OU FAITS SPORTIFS Orbits




KART LEGEND - MIRECOURT
Trié par tour

F20.000 MIRECOURT 1,250 km

FINALE 30/07/2023 15:20

Course (15 Tours) Démarré à 15:22:58



Pos.	N°	Nom complet	Tours	Diff.	Dernier tps	Meilleur tps	Dans tour	Catégorie	Commentaire
1	32	MATTHIAS BORGES MARTIN	15		58.409	57.089	14	F100%	
2	7	JULIEN JEHANNE	15	8.775	58.599	57.734	6	F20.000	
3	71	FRANCK DARBONVILLE	15	10.519	1:00.153	57.512	11	F20.000	
4	31	THIBAUD BORGES MARTINS	15	16.484	59.334	57.922	13	F100%	
5	5	THIERRY JOURDA	15	22.394	1:01.626	58.204	3	F20.000	
6	3	JEAN MISTRE	15	30.774	59.607	58.890	5	F20.000	
7	25	ALEXANDRE MATHELIN	15	33.574	1:01.990	58.819	11	F20.000	+10
8	54	GABIN ADAM	15	42.963	1:01.862	59.431	3	F20.000	
9	52	STEPHANE CHAVAGNAT	15	56.232	1:01.468	59.856	6	F20.000	+10
10	29	MATTEO NICOLLE	14	1 Tour	57.745	57.152	6	F100%	
11	96	LORENZO LUNEL	14	1 Tour	1:02.272	1:00.710	3	F20.000	+10
12	6	DOMINIQUE LUNEL	14	1 Tour	1:05.189	1:01.535	3	F20.000	+10
13	77	LOUIS PURY	2	13 Tours	1:01.358	1:01.358	2	F20.000	
Non classé									
NPD	88	YANN DUPONT		NPD			0	F20.000	
DISQ	129	VINCENT VANDENBERGH	13	DISQ	1:08.924	1:01.399	3	F20.000	

Marge de victoire	Vit. moy.	Meilleur tps/tour	Meilleure vit.	Meilleur tour
8.775	78,236	57.089	78,824	32 - MATTHIAS BORGES MARTIN

SOUS RESERVE DE CONTROLE TECHNIQUE ET/OU FAITS SPORTIFS

Orbits

Directeur de course: JL CAMUS - Président collègue: JC BAUE

Organisateur: ASK MIRECOURT - Chrono: M COSTANZO

LIVETIMING : SPEEDHIVE APP et/ou livetiming.speedhive.com/ciao.sa@orange.fr

Imprimé : 31/07/2023 08:26:49


www.mylaps.com

Licence pour: CIAO

KART LEGEND - MIRECOURT
Trié par tour

F20.000 MIRECOURT 1,250 km

FINALE 30/07/2023 15:20

Course (15 Tours) Démarré à 15:22:58

Pos.	N°	Nom complet	Tours	Diff.	Dernier tps	Meilleur tps	Dans tour	Catégorie	Commentaire
F100%									
1	32	MATTHIAS BORGES MARTIN	15		58.409	57.089	14	F100%	
2	31	THIBAUD BORGES MARTINS	15	16.484	59.334	57.922	13	F100%	
3	29	MATTEO NICOLLE	14	1 Tour	57.745	57.152	6	F100%	
F20.000									
1	7	JULIEN JEHANNE	15		58.599	57.734	6	F20.000	
2	71	FRANCK DARBONVILLE	15	1.744	1:00.153	57.512	11	F20.000	
3	5	THIERRY JOURDA	15	13.619	1:01.626	58.204	3	F20.000	
4	3	JEAN MISTRE	15	21.999	59.607	58.890	5	F20.000	
5	25	ALEXANDRE MATHELIN	15	24.799	1:01.990	58.819	11	F20.000	+10
6	54	GABIN ADAM	15	34.188	1:01.862	59.431	3	F20.000	
7	52	STEPHANE CHAVAGNAT	15	47.457	1:01.468	59.856	6	F20.000	+10
8	96	LORENZO LUNEL	14	1 Tour	1:02.272	1:00.710	3	F20.000	+10
9	6	DOMINIQUE LUNEL	14	1 Tour	1:05.189	1:01.535	3	F20.000	+10
10	77	LOUIS PURY	2	13 Tours	1:01.358	1:01.358	2	F20.000	
Non classé									
NPD	88	YANN DUPONT		NPD			0	F20.000	
DISQ	129	VINCENT VANDENBERGH	13	DISQ	1:08.924	1:01.399	3	F20.000	

Marge de victoire	Vit. moy.	Meilleur tps/tour	Meilleure vit.	Meilleur tour
8.775	78,236	57.089	78,824	32 - MATTHIAS BORGES MARTIN

SOUS RESERVE DE CONTROLE TECHNIQUE ET/OU FAITS SPORTIFS

Orbits

Directeur de course: JL CAMUS - Président collègue: JC BAUE

Organisateur: ASK MIRECOURT - Chrono: M COSTANZO

LIVETIMING : SPEEDHIVE APP et/ou livetiming.speddhive.com/ciao.sa@orange.fr

Imprimé : 31/07/2023 08:27:16


www.mylaps.com

Licence pour: CIAO

KART LEGEND - MIRECOURT

F20.000

MIRECOURT 1,250 km

FINALE

30/07/2023 15:20

Course (15 Tours) Démarré à 15:22:58

Tour	Tps/tour	Diff.	Temps du jour
(32) MATTHIAS BORGES MARTIN			
1	58.568	+1.479	15:23:57.876
2	57.483	+0.394	15:24:55.359
3	57.408	+0.319	15:25:52.767
4	57.456	+0.367	15:26:50.223
5	57.387	+0.298	15:27:47.610
6	57.221	+0.132	15:28:44.831
7	57.137	+0.048	15:29:41.968
8	57.177	+0.088	15:30:39.145
9	57.436	+0.347	15:31:36.581
10	57.348	+0.259	15:32:33.929
11	57.275	+0.186	15:33:31.204
12	57.122	+0.033	15:34:28.326
13	57.235	+0.146	15:35:25.561
14	57.089		15:36:22.650
15	58.409	+1.320	15:37:21.059

(7) JULIEN JEHANNE			
1	59.092	+1.358	15:23:58.475
2	57.972	+0.238	15:24:56.447
3	57.855	+0.121	15:25:54.302
4	57.958	+0.224	15:26:52.260
5	57.900	+0.166	15:27:50.160
6	57.734		15:28:47.894
7	57.868	+0.134	15:29:45.762
8	57.943	+0.209	15:30:43.705
9	57.809	+0.075	15:31:41.514
10	58.144	+0.410	15:32:39.658
11	57.895	+0.161	15:33:37.553
12	57.830	+0.096	15:34:35.383
13	57.999	+0.265	15:35:33.382
14	57.853	+0.119	15:36:31.235
15	58.599	+0.865	15:37:29.834

(71) FRANCK DARBONVILLE			
1	59.251	+1.739	15:23:58.694
2	57.940	+0.428	15:24:56.634
3	57.823	+0.311	15:25:54.457
4	58.012	+0.500	15:26:52.469
5	57.888	+0.376	15:27:50.357
6	57.731	+0.219	15:28:48.088
7	58.200	+0.688	15:29:46.288
8	58.145	+0.633	15:30:44.433
9	58.022	+0.510	15:31:42.455
10	57.784	+0.272	15:32:40.239
11	57.512		15:33:37.751
12	57.803	+0.291	15:34:35.554
13	57.997	+0.485	15:35:33.551
14	57.874	+0.362	15:36:31.425
15	1:00.153	+2.641	15:37:31.578

(31) THIBAUD BORGES MARTINS			
1	1:00.445	+2.523	15:24:00.243
2	58.209	+0.287	15:24:58.452
3	57.966	+0.044	15:25:56.418
4	58.427	+0.505	15:26:54.845
5	58.145	+0.223	15:27:52.990
6	58.509	+0.587	15:28:51.499
7	58.678	+0.756	15:29:50.177
8	58.084	+0.162	15:30:48.261
9	58.637	+0.715	15:31:46.898
10	58.882	+0.960	15:32:45.780
11	58.433	+0.511	15:33:44.213
12	57.931	+0.009	15:34:42.144
13	57.922		15:35:40.066

14	58.143	+0.221	15:36:38.209
15	59.334	+1.412	15:37:37.543

(5) THIERRY JOURDA			
1	59.624	+1.420	15:23:59.234
2	58.459	+0.255	15:24:57.693
3	58.204		15:25:55.897
4	58.278	+0.074	15:26:54.175
5	58.668	+0.464	15:27:52.843
6	58.459	+0.255	15:28:51.302
7	59.109	+0.905	15:29:50.411
8	58.284	+0.080	15:30:48.695
9	58.244	+0.040	15:31:46.939
10	58.661	+0.457	15:32:45.600
11	59.192	+0.988	15:33:44.792
12	58.527	+0.323	15:34:43.319
13	58.710	+0.506	15:35:42.029
14	59.798	+1.594	15:36:41.827
15	1:01.626	+3.422	15:37:43.453

(3) JEAN MISTRE			
1	1:00.795	+1.905	15:24:00.447
2	59.841	+0.951	15:25:00.288
3	59.455	+0.565	15:25:59.743
4	59.023	+0.133	15:26:58.766
5	58.890		15:27:57.656
6	59.416	+0.526	15:28:57.072
7	59.155	+0.265	15:29:56.227
8	59.250	+0.360	15:30:55.477
9	59.463	+0.573	15:31:54.940
10	59.745	+0.855	15:32:54.685
11	59.271	+0.381	15:33:53.956
12	59.303	+0.413	15:34:53.259
13	59.526	+0.636	15:35:52.785
14	59.441	+0.551	15:36:52.226
15	59.607	+0.717	15:37:51.833

(25) ALEXANDRE MATHELIN			
1	1:01.090	+2.271	15:24:01.358
2	59.515	+0.696	15:25:00.873
3	59.277	+0.458	15:26:00.150
4	59.776	+0.957	15:26:59.926
5	59.223	+0.404	15:27:59.149
6	59.074	+0.255	15:28:58.223
7	58.941	+0.122	15:29:57.164
8	59.196	+0.377	15:30:56.360
9	58.962	+0.143	15:31:55.322
10	1:00.256	+1.437	15:32:55.578
11	58.819		15:33:54.397
12	59.367	+0.548	15:34:53.764
13	59.746	+0.927	15:35:53.510
14	59.133	+0.314	15:36:52.643
15	1:01.990	+3.171	15:37:54.633

(54) GABIN ADAM			
1	1:00.675	+1.244	15:24:00.259
2	59.465	+0.034	15:24:59.724
3	59.431		15:25:59.155
4	59.484	+0.053	15:26:58.639
5	1:00.003	+0.572	15:27:58.642
6	59.518	+0.087	15:28:58.160
7	1:00.194	+0.763	15:29:58.354
8	59.841	+0.410	15:30:58.195
9	59.995	+0.564	15:31:58.190
10	1:00.440	+1.009	15:32:58.630
11	1:00.359	+0.928	15:33:58.989

12	1:00.698	+1.267	15:34:59.687
13	1:00.929	+1.498	15:36:00.616
14	1:01.544	+2.113	15:37:02.160
15	1:01.862	+2.431	15:38:04.022

(52) STEPHANE CHAVAGNAT			
1	1:04.258	+4.402	15:24:04.914
2	1:01.865	+2.009	15:25:06.779
3	1:01.325	+1.469	15:26:08.104
4	1:01.396	+1.540	15:27:09.500
5	1:00.007	+0.151	15:28:09.507
6	59.856		15:29:09.363
7	1:00.274	+0.418	15:30:09.637
8	1:00.812	+0.956	15:31:10.449
9	1:00.795	+0.939	15:32:11.244
10	1:00.607	+0.751	15:33:11.851
11	1:00.653	+0.797	15:34:12.504
12	1:00.837	+0.981	15:35:13.341
13	1:00.898	+1.042	15:36:14.239
14	1:01.584	+1.728	15:37:15.823
15	1:01.468	+1.612	15:38:17.291

(29) MATTEO NICOLLE			
1	1:00.453	+3.301	15:24:00.924
2	58.786	+1.634	15:24:59.710
3	58.579	+1.144	15:25:57.006
4	57.381	+0.229	15:26:54.387
5	57.760	+0.608	15:27:52.147
6	57.152		15:28:49.299
7	57.246	+0.094	15:29:46.545
8	57.525	+0.373	15:30:44.070
9	57.442	+0.290	15:31:41.512
10	57.256	+0.104	15:32:38.768
11	57.196	+0.044	15:33:35.964
12	57.601	+0.449	15:34:33.565
13	57.286	+0.134	15:35:30.851
14	57.745	+0.593	15:36:28.596

(96) LORENZO LUNEL			
1	1:03.222	+2.512	15:24:03.685
2	1:01.269	+0.559	15:25:04.954
3	1:00.710		15:26:05.664
4	1:00.834	+0.124	15:27:06.498
5	1:00.728	+0.018	15:28:07.226
6	1:00.974	+0.264	15:29:08.200
7	1:01.232	+0.522	15:30:09.432
8	1:01.474	+0.764	15:31:10.906
9	1:01.509	+0.799	15:32:12.415
10	1:01.224	+0.514	15:33:13.639
11	1:01.607	+0.897	15:34:15.246
12	1:02.580	+1.870	15:35:17.826
13	1:01.972	+1.262	15:36:19.798
14	1:02.272	+1.562	15:37:22.070

(6) DOMINIQUE LUNEL			
1	1:04.343	+2.808	15:24:04.533
2	1:01.600	+0.065	15:25:06.133
3	1:01.535		15:26:07.668
4	1:01.822	+0.287	15:27:09.490
5	1:01.914	+0.379	15:28:11.404
6	1:01.988	+0.453	15:29:13.392
7	1:03.012	+1.477	15:30:16.404
8	1:02.596	+1.061	15:31:19.000
9	1:02.283	+0.748	15:32:21.283
10	1:01.985	+0.450	15:33:23.268
11	1:01.921	+0.386	15:34:25.189

SOUS RESERVE DE CONTRÔLE TECHNIQUE ET/OU FAITS SPORTIFS

Orbits

Directeur de course: JL CAMUS - Président collègue: JC BAUE

Organisateur: ASK MIRECOURT - Chrono: M COSTANZO

LIVETIMING : SPEEDHIVE APP et/ou livetiming.speedhive.com/ciao.sa@orange.fr

Imprimé : 31/07/2023 08:26:57

KART LEGEND - MIRECOURT

F20.000 MIRECOURT 1,250 km

FINALE 30/07/2023 15:20

Course (15 Tours) Démarré à 15:22:58

Tour	Tps/tour	Diff.	Temps du jour
12	1:02.570	+1.035	15:35:27.759
13	1:03.536	+2.001	15:36:31.295
14	1:05.189	+3.654	15:37:36.484

(77) LOUIS PURY

1	1:03.346	+1.988	15:24:03.363
2	1:01.358		15:25:04.721

(129) VINCENT VANDENBERGH


1	1:03.933	+2.534	15:24:04.696
2	1:01.776	+0.377	15:25:06.472
3	1:01.399		15:26:07.871
4	1:03.001	+1.602	15:27:10.872
5	1:09.707	+8.308	15:28:20.579
6	1:06.178	+4.779	15:29:26.757
7	1:07.791	+6.392	15:30:34.548
8	1:12.090	+10.691	15:31:46.638
9	1:09.826	+8.427	15:32:56.464
10	1:10.034	+8.635	15:34:06.498
11	1:11.437	+10.038	15:35:17.935
12	1:10.041	+8.642	15:36:27.976
13	1:08.924	+7.525	15:37:36.900

Tour	Tps/tour	Diff.	Temps du jour
------	----------	-------	---------------

Tour	Tps/tour	Diff.	Temps du jour
------	----------	-------	---------------

KART LEGEND - MIRECOURT
Tableau de tour

F20.000 MIRECOURT 1,250 km
 FINALE 30/07/2023 15:20
 Course (15 Tours) Démarré à 15:22:58



Pilotes	Tours															
	0	1	2	3	4	5	6	7	8	9	10	11	12	13	14	15
MATTHIAS BORGES MARTIN (32)	1	32	32	32	32	32	32	32	32	32	32	32	32	32	32	32
JULIEN JEHANNE (7)	2	7	7	7	7	7	7	7	7	7	29	29	29	29	29	7
FRANCK DARBONVILLE (71)	3	71	71	71	71	71	71	71	29	7	7	7	7	7	7	71
GABIN ADAM (54)	4	54	5	5	5	5	29	29	29	71	71	71	71	71	71	31
THIERRY JOURDA (5)	5	5	31	31	31	29	5	5	31	31	31	5	31	31	31	5
JEAN MISTRE (3)	6	3	54	29	29	31	31	31	5	5	5	31	5	5	5	3
THIBAUD BORGES MARTINS (31)	7	31	3	54	54	54	3	3	3	3	3	3	3	3	3	25
LOUIS PURY (77)	8	77	29	3	3	3	54	54	25	25	25	25	25	25	25	54
DOMINIQUE LUNEL (6)	9	6	25	25	25	25	25	25	54	54	54	54	54	54	54	52
ALEXANDRE MATHELIN (25)	10	25	77	77	96	96	96	96	96	52	52	52	52	52	52	52
LORENZO LUNEL (96)	11	96	96	96	6	6	52	52	52	96	96	96	96	96	96	96
MATTEO NICOLLE (29)	12	29	6	6	129	52	6	6	6	6	6	6	6	6	6	6
STEPHANE CHAVAGNAT (52)	13	52	129	129	52	129	129	129	129	129	129	129	129	129	129	129
VINCENT VANDENBERGH (129)	14	129	52	52												
-	15															

SOUS RESERVE DE CONTROLE TECHNIQUE ET/OU FAITS SPORTIFS Orbits

Directeur de course: JL CAMUS - Président collègue: JC BAUE
 Organisateur: ASK MIRECOURT - Chrono: M COSTANZO
 LIVETIMING : SPEEDHIVE APP et/ou livetiming.speddhive.com/ciao.sa@orange.fr
 Imprimé : 31/07/2023 08:27:07



www.mylaps.com
 Licence pour: CIAO